

Midyear Reflection Rubric

LESSON GOAL

Create a culminating semester reflection using previous reflections and videotape it.

ESSENTIAL QUESTION

How does reflection impact my growth?

INTEGRATING TECHNOLOGY

ANNOUNCEMENT

- Check Announcements for any information about assignments and due dates.

MY PORTFOLIO

- Submit work to My Portfolio.

MY WORKSPACE

- Prepare your assignments in My Workspace.

LESSONS

- Review the lesson.
- Complete assignment.
- Submit assignment.

ASSIGNMENTS

- Use Assignments to submit your artifacts and reflections.

GRADEBOOK

- Check Gradebook for your lesson evaluation.

SCHEDULE

- Check schedule for assignments and due dates.

COMMUNICATE

with your teacher or other students if desired

- Blogger
- Chat Room
- Drop box
- Mailtool

1-2 class periods

LESSON OVERVIEW

Periodic self-reflection helps us discover where we are, where we have been and where we are going. It helps us develop goals and gauge our progress at key points in our year to evaluate how we are doing.

This lesson asks you to review your daily reflections to develop a culminating semester reflection that you will record on video. You may review this recording to develop a final reflection at the end of the school year.

You will be rehearsing your reflection with a peer before recording it, and you will give feedback to each other as part of the process.

STUDENT EXPECTATIONS

1. Develop a summative self-reflection using reflective journal entries written throughout the semester.
2. Prepare a video presentation of the reflection using notes and rehearsal feedback.
3. Provide peer feedback to others during rehearsal of video presentations.
4. Write a reflection about the experience.

There are three assignments in this lesson. The first is to write a script for your midyear reflection. The second is to videotape your script. The third is to write a reflection about the experience.

Here are the ways you can succeed in this lesson:

1. Engage in classroom discussions and relay examples of positive and negative experiences.
2. Review your previous entries, take notes, and develop a thoughtful reflection script based on the provided questions.
3. Give and receive constructive feedback about the reflection presentations by completing the peer feedback form thoroughly.
4. Take initiative to set up equipment properly for taping and help others.
5. Write a thoughtful reflection that demonstrates understanding of the value of reflection.

Midyear Reflection Rubric



ASSIGNMENT 1

You have discussed the benefits of reflection. You have established a personalized internship journal and have entered a written reflection on your internship or school experience so far.

Keep these experiences in mind and review the entries in your journal as you reflect on the following questions to create a script for your recorded semester reflection.

- Describe one specific skill you have acquired during site work this semester. How might you apply this skill to your life?
- Describe a challenge you have experienced this semester during site work. How did you address this challenge? What would you do differently next time?
- What experiential work have you done that improves or builds community? How did the action build or improve a community?
- What is one goal that you would like to achieve by the end of the school year? How will you work toward this goal between now and June?

Follow these steps to create your script.

1. Review the questions on the *Midyear Self-Reflection* to prepare for the script.
2. Access previous journal entries. Take time to review/highlight them and take notes on relevant content.
3. After writing answers to the four self-reflection questions, organize information onto note cards and place the information in a logical order. Label each card with your name and number your cards to ensure a proper order.
4. Write a draft of your script.
5. Practice your speech and rearrange, add, or change it until you feel comfortable with what you are going to say.
6. Have a classmate listen to your script presentation and provide feedback using the *Midyear Reflection—Peer Feedback* form.
7. Revise your script based on the feedback.
8. Use the *Sakai* Assignments Tool to submit your script for evaluation.

Midyear Reflection Rubric



ASSIGNMENT 2

In class you have discussed your midyear reflection and have written a script for it. After you receive your peer feedback and your teacher review of your script, arrange with your partner to videotape the script. The videotaping equipment should be set up in a quiet area of the school with good lighting surrounding the presenter that is not likely to be disrupted.

After videotaping, the videos should be saved following the school's policy regarding saving, editing, and releasing school videos.

When complete, use the *Sakai* Assignments Tool to submit your video for evaluation.



ASSIGNMENT 3




In class you have discussed your midyear reflection, written a script for it, and videotaped it.

Think of these experiences as you reflect on the process of creating a video midyear reflection by answering these questions. Use the *Sakai* Assignments Tool to submit your reflection for evaluation.

- What did you learn about yourself by completing the midyear self-reflection?
- What is the value of a midyear self-reflection?

Midyear Reflection Rubric

Multiply the points by the weighted score and record in the total column for each rubric. Then tally the total points for the final score.

Weighted Score	Category	Exceeding 9-10 Points	Meeting 6-8 Points	Approaching 3-5 Points	Emerging 0-2 Points	Total
3	 ASSIGNMENT 1 Summative Reflection Script Write a script for a midyear reflection and rehearse it.	Reviewed previous entries, took notes, and developed a thoughtful reflection script based on the provided questions.	Used reflections throughout the semester to answer questions and develop script.	Developed some reflection by answering some of the reflection questions. Might have used some previous reflection.	Completed little or no script.	
3	 ASSIGNMENT 2 Videotaping Produce a videotape of midyear reflection.	Took initiative to set up equipment properly for taping and helped others.	Set up equipment and used it according to guidelines.	Attempted to use equipment but did not follow proper procedure.	Did not attempt to use the equipment or misused the equipment.	
1	 ASSIGNMENT 3 Reflection Write a reflection on the value of self reflection.	Took initiative to write a thoughtful reflection that demonstrated understanding of the value of reflection.	Completed a reflection on self reflection process.	Made a minimal effort to complete reflection assignment.	Did not participate in writing reflection assignment.	